

Water Meter Reading Worksheet

Recurring Work Order to Read Water Meters every 30 days
Please use site map provided to identify location of water meters.
Please use Water Meter Reading Tutorial if needed.

PROPERTY NAME: **Promenade**

Meter Number(s)

(if there is more than one meter number, this indicates that there are 2 meters in one box or multiple meters on one water bill)

Meter ID

Meter Type

Date

Time

Meter Reading

1 17559126

Landscape

2 98974780

Mixed







98974782

98974783

Meter Reading Completed By _____

When readings are completed please email this form to water@aelandscapedesign.com or fax to (909) 941-6876.

LEGEND

		 Domestic
 Building #	Water Meter	 Landscape
	Backflow	 Fire



Promenade
 1333 W. Garvey Ave North
 West Covina, CA 91790
 Revised Date: 12/08/2016



Advanced Environmental Landscape


CSLB C-27 Lic#708716
 PO Box 8296, Alta Loma, CA 91701
 Phone: 909.980.8300 Fax: 909.941.6876
www.aelandscape.com

QUICK WATER METER- TUTORIAL



- Flow Indicator (red sweep hand)**
Used when measuring low flow through the meter. The flow indicator measures in U.S. Gallons (0-9).
- Leak Detector (white triangle)**
If no water is being used inside or outside, this indicator should not be moving. If it is rotating, you may have a leak.
- Place Holder**
Indicated by [0]. The red sweep hand provides this information.
- Meter Register**
Every turn of the first black number measures 100 gallons; the second, 10 gallons.
Every turn of the last white number measures 1000 gallons.
- Meter Number**
17359133

How to Read Meter with Dial



4,567,970.7

Round this number down, this number will change once the dial makes a full turn

9,999,998.4

How to Read Meter without Dial

