











LEGEND

	
Water Meter	Backflow
 Domestic	 Fire
 Landscape	 Reclaimed Water
 Other or TBD	 Mixed

Building #



SITE MAP
 Summer Terrace
 38530 Tierra Subida Ave,
 Palmdale, CA 93551

01/22/2018



Advanced Environmental Landscape

CSLB C-27 Lic#708716
 PO Box 8296, Alta Loma, CA 91701
 Phone: 909.980.8300 Fax: 909.941.6876
www.aelandscapedesign.com

GENERAL SITE MAP OF PROPERTY