

Water Meter Reading Worksheet

Recurring Work Order to Read Water Meters every 30 days
Please use site map provided to identify location of water meters.
Please use Water Meter Reading Tutorial if needed.










PROPERTY NAME: **East Rancho Verde**

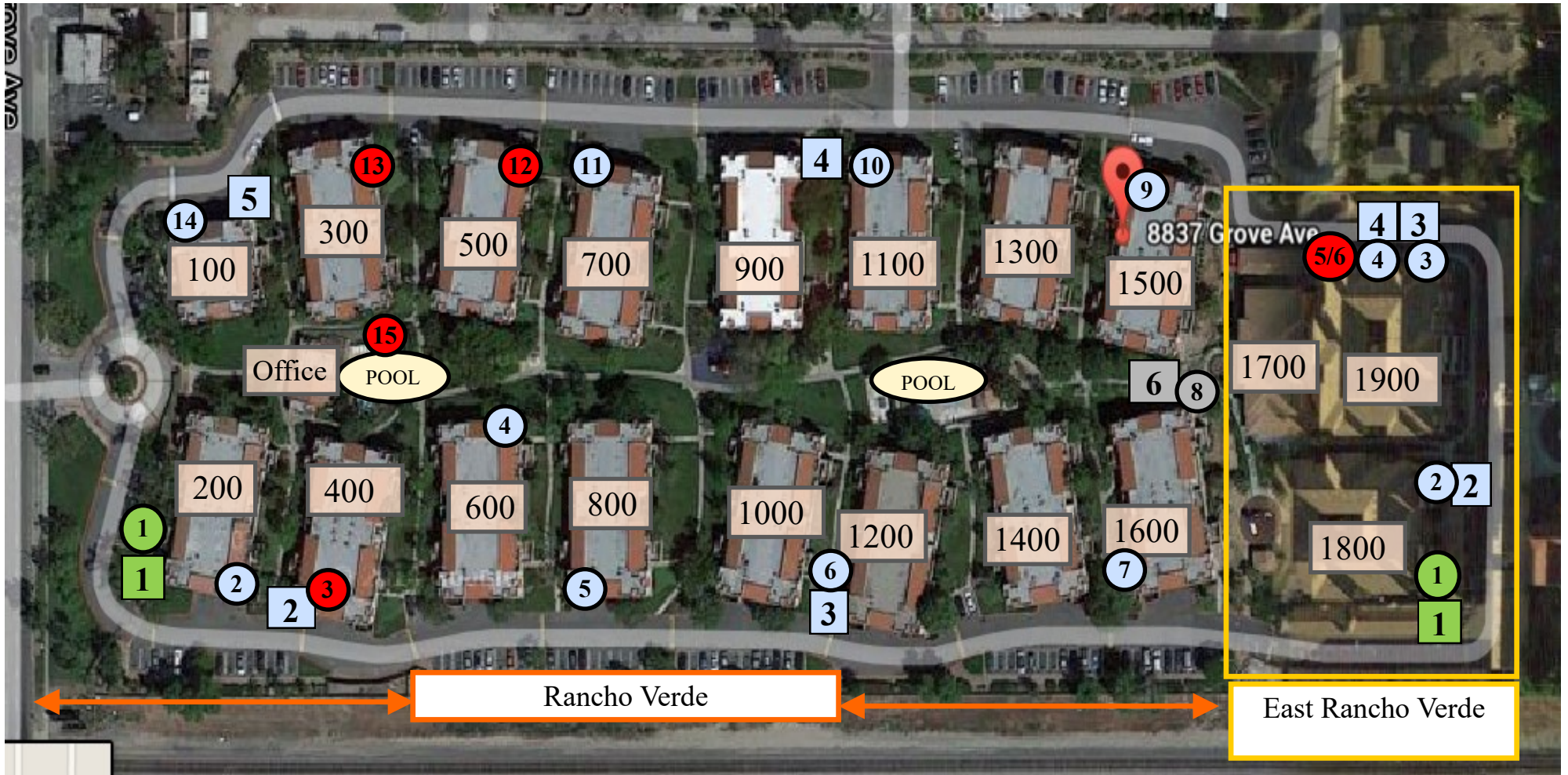
Meter ID	Meter Number	Meter Type	Date	Time	Meter Reading
1	16467437	Landscape			
2	20800754	Domestic			
3	20800766	Domestic			
4	20800763	Domestic			

Meter Reading Completed By _____

When readings are completed please email this form to
water@aelandscapedesign.com or fax to (909) 941-6876.

LEGEND



Advanced Environmental Landscape
Design & Consulting, LLC

CSLB C-27 Lic#708716
 PO Box 8296, Alta Loma, CA 91737
 Phone: 909.980.8300 Fax: 909.941.6876
 www.aelandscapedesign.com

SITE MAP

Rancho Verde Village/East Rancho Verde
 8837 Grove Ave
 Rancho Cucamonga, CA
 Prepared by Water Management
 Revised Dated 11/23/2016

NOTES:




QUICK WATER METER- TUTORIAL



- Flow Indicator (red sweep hand)**
Used when measuring low flow through the meter. The flow indicator measures in U.S. Gallons (0-9).
- Leak Detector (white triangle)**
If no water is being used inside or outside, this indicator should not be moving. If it is rotating, you may have a leak.
- Place Holder**
Indicated by [0]. The red sweep hand provides this information.
- Meter Register**
Every turn of the first black number measures 100 gallons; the second, 10 gallons.
Every turn of the last white number measures 1000 gallons.
- Meter Number**

How to Read Meter with Dial



4,567,970.7

Round this number down, this number will change once the dial makes a full turn

9,999,998.4

How to Read Meter without Dial

