

Water Meter Reading Worksheet

Recurring Work Order to Read Water Meters every 30 days
Please use site map provided to identify location of water meters.
Please use Water Meter Reading Tutorial if needed.






PROPERTY NAME: **Gardens at Sierra**

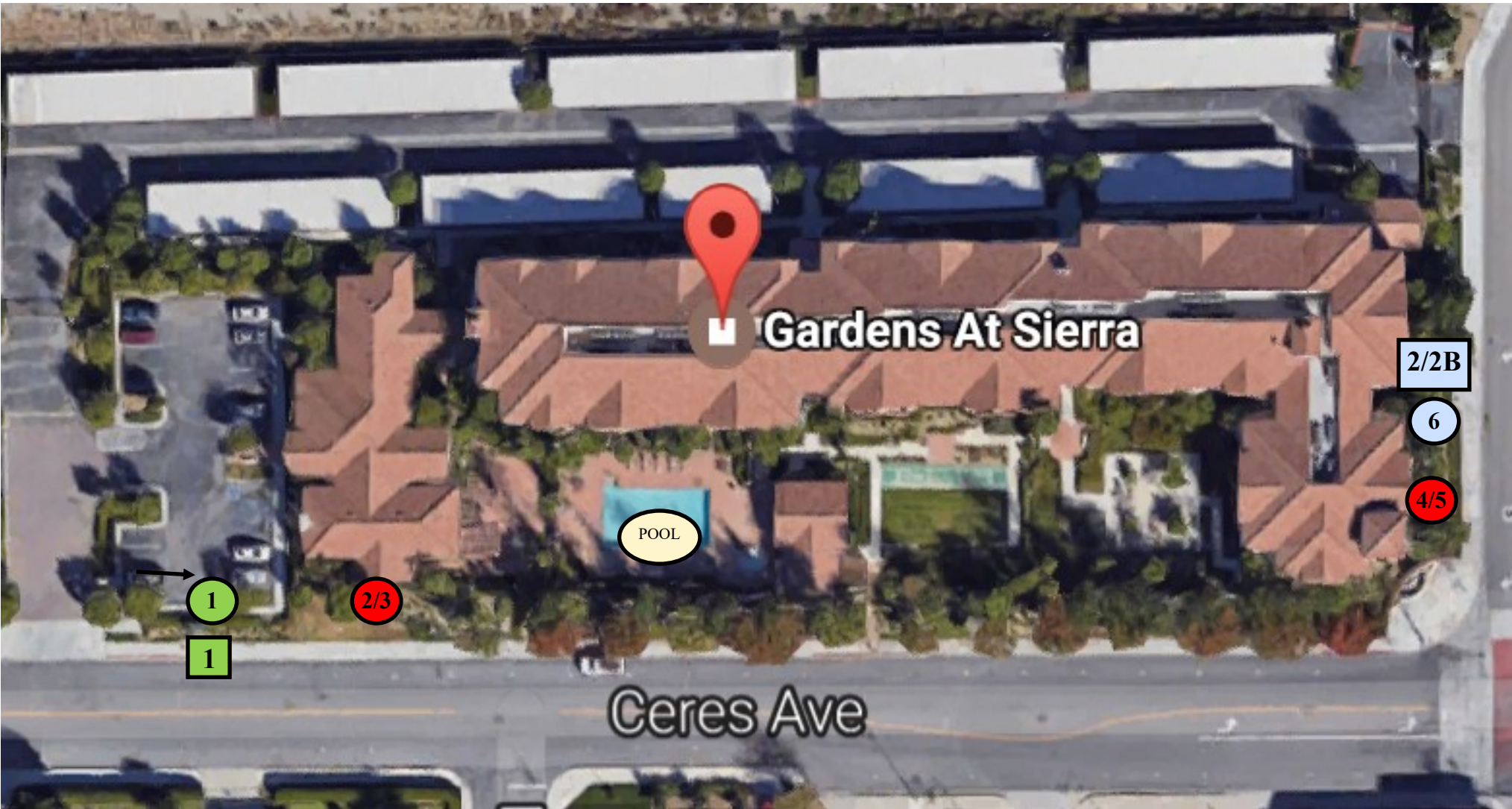
Meter ID	Meter Number(s) <i>(if there is more than one meter number, this indicates that there are 2 meters in one box or multiple meters on one water bill)</i>	Meter Type	Date	Time	Meter Reading
1	71131125	Landscape			
2	60863963	Domestic			
	60863961				

Meter Reading Completed By _____

When readings are completed please email this form to water@aelandscapedesign.com or fax to (909) 941-6876.

LEGEND

			
Water Meter	Backflow		Domestic
			
			Fire



Advanced Environmental Landscape

CSLB C-27 Lic#708716
 PO Box 8296, Alta Loma, CA 91701
 Phone: 909.980.8300 Fax: 909.941.6876
 www.aelandscapedesign.com

Water Management Site Map
 The Gardens at Sierra
 16868 Ceres,
 Fontana, CA
 Revised: 12/12/2016


WMT Meter and Backflow Assembly Site Map

QUICK WATER METER- TUTORIAL



- Flow Indicator (red sweep hand)**
Used when measuring low flow through the meter. The flow indicator measures in U.S. Gallons (0-9).
- Leak Detector (white triangle)**
If no water is being used inside or outside, this indicator should not be moving. If it is rotating, you may have a leak.
- Place Holder**
Indicated by [0]. The red sweep hand provides this information.
- Meter Register**
Every turn of the first black number measures 100 gallons; the second, 10 gallons.
Every turn of the last white number measures 1000 gallons.
- Meter Number**
17359133

How to Read Meter with Dial



4,567,970.7

Round this number down, this number will change once the dial makes a full turn

9,999,998.4

How to Read Meter without Dial

