

Water Meter Reading Worksheet

Recurring Work Order to Read Water Meters every 30 days
Please use site map provided to identify location of water meters.
Please use Water Meter Reading Tutorial if needed.

PROPERTY NAME: **Little Lake Village**


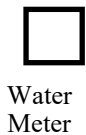
Meter ID	Meter Number	Meter Type	Date	Time	Meter Reading
1	99012954	Domestic			
2	60768385	Domestic			
3	60768378	Landscape			
4	99019245	Domestic			
5	60768304	Domestic			
6	60768361	Landscape			
7	60768386	Domestic			

Meter Reading Completed By _____

When readings are completed please email this form to
water@aelandscapedesign.com or fax to (909) 941-6876.

LEGEND

Building #



Water Meter

Backflow

Fire Service



Advanced Environmental Landscape

CSLB C-27 Lic#708716
PO Box 8296, Alta Loma, CA 91701
Phone: 909.980.8300 Fax: 909.941.6876
www.aelandscape.com

SITE MAP
Little Lake Village
10902 Fulton Wells Rd
Santa Fe Springs CA
Revised: 11/28/2016

SITE MAP NOTES:


FA **FB** = FUTURE BUILDING METER

QUICK WATER METER- TUTORIAL



- Flow Indicator (red sweep hand)**
Used when measuring low flow through the meter. The flow indicator measures in U.S. Gallons (0-9).
- Leak Detector (white triangle)**
If no water is being used inside or outside, this indicator should not be moving. If it is rotating, you may have a leak.
- Place Holder**
Indicated by [0]. The red sweep hand provides this information.
- Meter Register**
Every turn of the first black number measures 100 gallons; the second, 10 gallons.
Every turn of the last white number measures 1000 gallons.
- Meter Number**
17359133

How to Read Meter with Dial



4,567,970.7

Round this number down, this number will change once the dial makes a full turn

9,999,998.4

How to Read Meter without Dial



9,999,998.4