

Water Meter Reading Worksheet

Recurring Work Order to Read Water Meters every 30 days
Please use site map provided to identify location of water meters.
Please use Water Meter Reading Tutorial if needed.

PROPERTY NAME: **Villa Plumosa**

Meter ID	Meter Number	Meter Type	Date	Time	Meter Reading
1	56315053	Domestic			
2	52968390	Domestic			
3	67718627	Domestic			
4	52095751	Domestic			
5	59237634	Domestic			
6	59237633	Domestic			
7	70019038	Landscape			
8	52095750	Undetermined			

Meter Reading Completed By _____

When readings are completed please email this form to
water@aelandscapedesign.com or fax to (909) 941-6876.

LEGEND

Building #



Water Meter



Backflow



Irrigation Controller



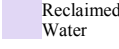
Fire Service



Domestic



Mixed



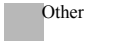
Reclaimed Water



Landscape



Fire



Other



Advanced Environmental Landscape

CSLB C-27 Lic#708716
PO Box 8296, Alta Loma, CA 91701
Phone: 909.980.8300 Fax: 909.941.6876
www.aelandscapedesign.com

Villa Plumosa
4672 Plumosa Drive
Yorba Linda, CA 92886
Prepared by Water Management
Revised: 07/22/2016


NOTES: Site Map

QUICK WATER METER- TUTORIAL



- Flow Indicator (red sweep hand)**
Used when measuring low flow through the meter. The flow indicator measures in U.S. Gallons (0-9).
- Leak Detector (white triangle)**
If no water is being used inside or outside, this indicator should not be moving. If it is rotating, you may have a leak.
- Place Holder**
Indicated by [0]. The red sweep hand provides this information.
- Meter Register**
Every turn of the first black number measures 100 gallons; the second, 10 gallons.
Every turn of the last white number measures 1000 gallons.
- Meter Number**
17359133

How to Read Meter with Dial



4,567,970.7

Round this number down, this number will change once the dial makes a full turn

9,999,998.4

How to Read Meter without Dial

